

Heteroclinic connections in plane Couette flow

By ¹J. HALCROW, ¹J. F. GIBSON, ¹P. CVITANOVIĆ
AND ²D. VISWANATH

¹School of Physics, Georgia Institute of Technology, Atlanta, GA 30332, USA

²Department of Mathematics, University of Michigan, Ann Arbor, MI 48109, USA

(Printed 9 December 2008)

Plane Couette flow transitions to turbulence at $Re \approx 325$ even though the laminar solution with a linear profile is linearly stable for all Re (Reynolds number). One starting point for understanding this subcritical transition is the existence of invariant sets in the state space of the Navier-Stokes equation, such as upper and lower branch equilibria and periodic and relative periodic solutions, that are distinct from the laminar solution. This article reports several heteroclinic connections between such objects and briefly describes a numerical method for locating heteroclinic connections. We show that the nature of streaks and streamwise rolls can change significantly along a heteroclinic connection.

1. Introduction

In plane Couette flow, the fluid between two parallel walls of fixed separation is driven by the motion of the walls in opposite directions. Even though the laminar solution is linearly stable for all Re (Reynolds number) as shown by Kreiss *et al.* (1994), turbulent spots evolve into large turbulent patches for Re exceeding the modest value of about 325 (Bottin *et al.* 1998). These turbulent patches are sustained by the flow for very long, and possibly infinite, time intervals. From a dynamical point of view, the evolution of the velocity field corresponds to a trajectory in state space, and indefinitely sustained motion should correspond to *invariant sets*. Invariant sets in state space have the property that a trajectory that starts exactly on such a set stays on that set forever, and a trajectory that starts outside that set cannot land on it within a finite time interval, although it can approach the invariant set rapidly. Thus a reasonable starting point for understanding when and why turbulence becomes sustained in plane Couette flow and other shear flows is not the loss of linear stability of laminar flow, which never happens in plane Couette flow, but the existence of invariant sets. Equilibria, traveling waves, periodic solutions, and relative periodic solutions are all invariant sets. The union of such sets can form chaotic saddles or chaotic attractors, invariant sets which may explain a good deal of the dynamics of shear flows (Schmiegel & Eckhardt 1997). Thus the numerical computation of equilibria, traveling waves, periodic solutions, and relative periodic solutions (Nagata 1990, 1997; Clever & Busse 1997; Waleffe 2003; Viswanath 2007; Gibson *et al.* 2008*b*; Halcrow *et al.* 2008; Gibson *et al.* 2008*a*) is a step towards understanding the dynamics of plane Couette flow in the transitional regime.

We use a computational box of extent $0 \leq x \leq 2\pi/\alpha$, $-1 \leq y \leq 1$, and $0 \leq z \leq 2\pi/\gamma$, with $\alpha = 1.14$ and $\gamma = 2.5$ (Waleffe 2003), where x , y , z are the streamwise, wall-normal, and spanwise coordinates, respectively. Likewise, u , v , w are the three components of the velocity field. The boundary condition is periodic along x and z , and no-slip at the walls. For comparison, the experimental setup of Bottin *et al.* (1998) is about a meter long

with a separation between the walls of only 7 mm. At the moment, small computational boxes are needed to keep the cost of computing invariant sets manageable. Nevertheless, small computational boxes are capable of picking up significant aspects of turbulent boundary layers and transitional dynamics, perhaps because some of the features of those regimes are localized in space. For instance, periodic and relative periodic orbits computed in a small box reproduce the formation and break-up of streaks in the near-wall region (Viswanath 2007). Indeed, such solutions show that the spanwise drift of coherent structures could be a significant source of the spanwise variation of the root mean square value of the streamwise velocity.

The manner in which equilibria and traveling waves computed in small boxes or short pipes connect to flows in laboratory set-ups has continued to be a topic of discussion (Kerswell & Tutty 2007; Schneider *et al.* 2007; Waleffe 1997). Schneider *et al.* (2007) have developed a framework for identifying close approaches to such solutions. More importantly for our purposes, they show that the transitions between different states are approximately Markovian. If the equilibria are identified with these states, heteroclinic connections, which are defined as trajectories that correspond to the intersection of the unstable manifold of one equilibria with the stable manifold of another, would be links between these states. For other discussions of heteroclinic connections in channel and pipe flows, see Kawahara & Kida (2001); Toh & Itano (2003); Waleffe (1998); Duguet *et al.* (2008).

In this article, we mainly report four heteroclinic connections between equilibrium (or steady) solutions of plane Couette flow at $Re = 400$, where the Re is based on half the difference in velocity between the moving walls, half the distance between the walls, and the kinematic viscosity of the fluid. Basic data for six equilibrium solutions is given by Table 1. The first one, EQ_0 , is the laminar solution. EQ_1 and EQ_2 are the lower and upper branch equilibrium solutions of Nagata (Nagata 1990; Waleffe 2003), which we re-computed using data provided by Waleffe and a different method (Viswanath 2007) that allows for better resolution. EQ_4 is the equilibrium labeled \mathbf{u}_{NB} in Gibson *et al.* (2008b), while EQ_3 and EQ_5 are new. The properties of these equilibria, including their robustness in Reynolds number and box size, are discussed in a companion paper (Halcrow *et al.* 2008) (for detailed data sets the reader can consult Channelflow.org and Halcrow (2008).) The equations of plane Couette flow are unchanged by the shift-reflect and shift-rotate transformations defined in Section 2. All the equilibria lie in the S -invariant subspace, which is the space of velocity fields invariant under both transformations. The heteroclinic connections reported here are from EQ_3 , EQ_4 , and EQ_5 to EQ_1 ; from EQ_1 to EQ_2 , and from EQ_4 to $\tau_{xz}EQ_1$, where τ_{xz} denotes a translation by half the box length in x and z .

In the presence of continuous rotation symmetry and discrete reflection symmetry, the existence of heteroclinic cycles follows from the normal form of certain codimension-2 bifurcations (Kuznetsov 1998). Abshagen *et al.* (2004, 2005) have shown that Taylor-Couette flow with a stationary outer cylinder undergoes a codimension-2 bifurcation, the normal form of which implies the existence of a heteroclinic cycle. That the basic laminar solution of this Taylor-Couette flow undergoes a sequence of supercritical bifurcations, making it possible to track bifurcations while computing only linearly stable solutions, while the transition in plane Couette flow is subcritical is just one difference from our work. Notably, the computations of Abshagen *et al.* (2004) use a domain and boundary conditions that match their experimental setup. We do not compute codimension-2 bifurcations, although we return to that point and the influential thesis of Schmiegel (1999) in Section 4. In addition, our computations of heteroclinic connections are explicit and make use of the eigenvalues and eigenvectors of the linearizations around the equilibria.

	$I = D$	E	E_{roll}/E	$d(W^u)$	$d(W_S^u)$	λ_0	Re_τ
EQ ₀	1	0.166667	0	0	0	-0.00616850	40
EQ ₁	1.429258	0.136296	0.000330	1	1	0.05012078	47.82
EQ ₂	3.043675	0.078037	0.018323	8	2	$0.03252919 \pm 0.10704302 i$	69.78
EQ ₃	1.317683	0.138230	0.000759	4	2	$0.03397837 \pm 0.01796294 i$	45.92
EQ ₄	1.453682	0.124343	0.002515	6	3	$0.02619509 \pm 0.05637703 i$	48.23
EQ ₅	2.020135	0.107371	0.003511	11	4	$0.07212161 \pm 0.04074989 i$	56.85

TABLE 1. Basic statistics for equilibria at $Re = 400$. EQ₀ is the laminar solution of plane Couette flow. The rate of energy input I and the rate of dissipation D are both normalized to be 1 for the laminar state. The total kinetic energy $E = 1/2 \|\mathbf{u}\|^2$ is normalized so that $\dot{E} = I - D$. The fraction of the total kinetic energy in the rolls is E_{roll}/E . The dimension of the unstable manifold is $d(W^u)$, while $d(W_S^u)$ is the dimension of the intersection of the unstable manifold with the S -invariant subspace. Among eigenvalues with eigenvectors in the S -invariant subspace, λ_0 is the eigenvalue with the greatest real part. Finally, Re_τ is the width of the channel in wall units.

Instead, our computations rely on the simple principle that an object of dimension k is likely to intersect in a stable way an object whose codimension in state space is less than or equal to k . At the bottom, this is nothing more than the fact that two submanifolds in general position can intersect if the sum of their dimensions is greater than or equal to the dimension of the state space (whether they actually intersect is a subtle question that is central to the “structural stability” of ergodic dynamical systems (Smale 1967)). For an illustration in the nonlinear setting, see Abraham & Shaw (1992). Kevrekidis *et al.* (1990) (see Section 5 of their paper) make elegant use of this principle and of invariant subspaces implied by discrete symmetries of the underlying PDE to numerically deduce the existence of a heteroclinic connection in the Kuramoto-Sivashinsky equation. Indeed, they comment that their work may have implications for shear flows. With regard to the heteroclinic connections presented here, it is significant to note from Table 1 that the codimension of the stable manifold in the S -invariant space (which is equal to $d(W_S^u)$) of EQ₁ is less than the value of $d(W_S^u)$ for EQ _{i} with $i = 3, 4, 5$. Thus it is not surprising that the unstable manifolds of EQ _{i} with $i = 3, 4, 5$ intersect the stable manifold of EQ₁ in a stable way (i.e., robustly with respect to small changes of system parameters).

All the equilibria in Table 1, except EQ₅, have well-formed streaks, which means that the streamwise velocity has pronounced variation in the spanwise direction. The streaks are accompanied by streamwise rolls which is the typical situation for boundary layers (Kim *et al.* 1971). Streaks and streamwise rolls are also found near the edges of turbulent spots (Dauchot & Daviaud 1995; Tillmark 1995; Schumacher & Eckhardt 2001). They could be relevant to the wavelike manner in which the turbulent spots spread to form patches. We hope that at some future date, computations such as the ones we report here can be carried out for spatially localized structures.

Heteroclinic connections are important to obtaining a global picture of the dynamics in state space. In Section 3, we present a state space plot in the manner of Gibson *et al.* (2008*b*) to show how the heteroclinic connections at $Re = 400$ are related to one another. They can be useful for the physical space picture as well, as shown by the dramatic change in the balance between rolls and streaks along the heteroclinic connection from EQ₅ to EQ₁. Toh & Itano (2003) have computed a periodic-like trajectory of channel flow that shows a somewhat similar coalescence of rolls and streaks.

2. Finding and verifying heteroclinic connections

The discretization of the computational box used 32 Fourier points in the x direction, 35 Chebyshev points in the y direction, and 32 Fourier points in the z direction. Direct numerical simulation of plane Couette flow was performed using `Channelflow.org` (Gibson 2007). The equilibria listed in Table 1 were found using GMRES-hookstep iterations (Viswanath 2007). A detailed description of the application of GMRES-hookstep iterations to find equilibria, traveling waves, periodic solutions, and relative periodic solutions is given in Viswanath (2008). If the velocity fields of the equilibria are integrated for a certain fixed time, they are nearly unchanged. Yet the evolution of perturbations under such an integration can be used along with the Arnoldi iteration to determine all unstable eigenvalues and eigenvectors, as well a set of the least contracting stable eigenvalues and eigenvectors (Viswanath 2007). Such a computation was used to produce the information about the unstable manifolds of the equilibria listed in Table 1.

The shift-reflect and shift-rotate transformations of a velocity field are given by

$$\begin{aligned} s_1[u, v, w](x, y, z) &= [u, v, -w](x + L_x/2, y, -z), \\ s_2[u, v, w](x, y, z) &= [-u, -v, w](-x + L_x/2, -y, z + L_z/2), \end{aligned} \quad (2.1)$$

respectively, where L_x and L_z are the periods of the computational box in the x and z directions. If either transformation is applied to a trajectory of plane Couette flow, one gets another trajectory of plane Couette flow. The space of velocity fields unchanged by both s_1 and s_2 is an invariant subspace called the S -invariant space in Gibson *et al.* (2008b). All the computations in this paper are restricted to this invariant space. The norm $\|\cdot\|$ used over velocity fields of plane Couette flow throughout this paper is defined by $\|\mathbf{u}\|^2 = 1/V \int \mathbf{u} \cdot \mathbf{u} dV$, where V is the volume of the computational box, and the kinetic energy is $E = 1/2 \|\mathbf{u}\|^2$.

In a heteroclinic connection, the velocity field of plane Couette flow varies over a time (or t) interval infinite in both senses, approaching equilibria as $t \rightarrow -\infty$ and as $t \rightarrow \infty$. Those are the initial and final equilibria of the heteroclinic connection. Since it is impossible to integrate over an infinite time interval, our computed heteroclinic connections start out in the linearized neighborhood close to the initial or “out” equilibrium \mathbf{u}_{out} , and end in the linearized neighborhood close to the final or “in” equilibrium \mathbf{u}_{in} , after a finite interval of time. For the heteroclinic connections that go from EQ_4 , EQ_3 and EQ_5 to EQ_1 (or $\tau_{xz}\text{EQ}_1$), the initial point on the computed heteroclinic connection is a perturbation using the two dimensional eigenspace that corresponds to the complex pair of eigenvalues within the S -invariant subspace with the greatest real part. It is reasonable to look in that space because all except a proper subspace of trajectories that originate near an equilibrium point are tangent to the leading eigenspace, which is 2-dimensional if the eigenvalues with the largest real part form a simple complex pair.

Let $\mathbf{e}_1, \mathbf{e}_2$ be an orthonormal basis for the two-dimensional eigenspace that corresponds to a complex eigenvalue pair of the equilibrium \mathbf{u}_{out} . The span will be tangent to the unstable manifold at the equilibrium. We consider the set of velocity fields of plane Couette flow that at the initial time $T = 0$ lie on a circle of radius r :

$$\mathbf{u}(0)_\phi = \mathbf{u}_{\text{out}} + r(\mathbf{e}_1 \cos \phi + \mathbf{e}_2 \sin \phi).$$

For a small and fixed value of r , we search for a point on this circle which evolves to make the closest approach to another equilibrium, \mathbf{u}_{in} . Let

$$G(\phi) = \min_T \|\mathbf{u}(T)_\phi - \mathbf{u}_{\text{in}}\|,$$

where $\mathbf{u}(T)_\phi$ is the velocity field that results from evolving the velocity field $\mathbf{u}(0)_\phi$ for

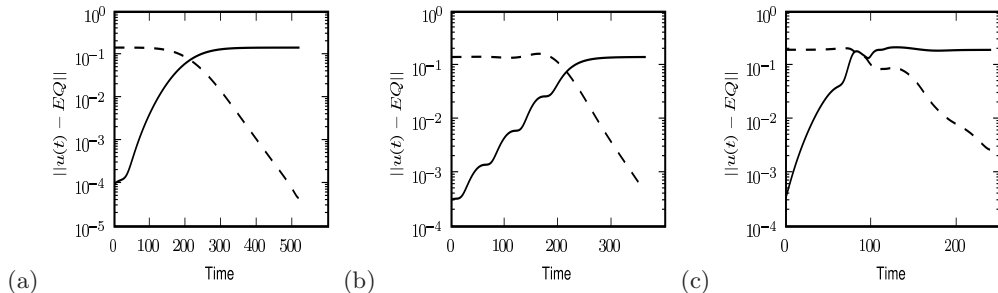


FIGURE 1. Plots of distances from the initial (solid line) and final (dashed line) equilibria to the velocity field at varying times along the computed heteroclinic connection. (a), (b), (c) correspond to the heteroclinic connections into EQ_1 from EQ_3 , EQ_4 , and EQ_5 , respectively. The EQ in the y -axis label corresponds to the initial equilibrium for the solid lines, and to the final equilibrium for the dashed lines.

time T and where the minimizing value of T is the time of the first local minimum greater than a certain threshold. The closest approach is the minimum of $G(\phi)$ over $0 \leq \phi < 2\pi$. Since $G(\phi)$ is a function of a single real variable, it can be minimized using any one of a number of well-known and effective methods. The computation of heteroclinic connections sketched above uses a first order asymptotic boundary condition at the initial equilibrium. For small systems, it is possible to use an asymptotic boundary condition at the final equilibrium as well.

For the computed heteroclinic connections from EQ_3 , EQ_4 , and EQ_5 to EQ_1 , the chosen values of r were 0.0001, 0.0003, and 0.0004, respectively, and for EQ_4 to $\tau_{xz}EQ_1$, $r = 0.0001$. Figure 1 shows data for the first three heteroclinic connections (the EQ_4 to $\tau_{xz}EQ_1$ connection is much the same). In each plot of that figure, the solid line is tiny at the beginning but rises exponentially while the dashed line is flat. Therefore, we conclude that the initial part of each computed heteroclinic connection is in a region whose time evolution is governed by the linearization around its initial equilibrium. Similarly, we can conclude that the final part is in a region where the evolution is governed by the linearization around the final equilibrium.

In figure 1b, the initial exponential growth shows an oscillation of period $T \approx 65$. This oscillation is due to the non-orthogonality of the eigenvectors of the leading complex instability, which gives the exponentially growing trajectory the shape of a lopsided spiral with two comparatively close passes to the equilibrium per period of complex oscillation, $T = \pi / \text{Im } \lambda_0^{(EQ_4)} \approx 130$. No such oscillation is apparent in figure 1a, because the period of oscillation is very large ($T = \text{Im } \lambda_0^{(EQ_3)} \approx 370$), nor in figure 1c, because the eigenvectors are nearly orthogonal.

To verify the computed heteroclinic connections using another code, it could be necessary to use three stages. The computed connection from EQ_5 to EQ_1 , for instance, spends about 75 time units near the initial equilibrium and more than 100 units near the final equilibrium, as evident from Figure 1. Using the data in Table 1, one may easily estimate that the loss of precision in those two stages is more than 3 digits. As the equilibria themselves are computed with only about 4 or 5 digits of precision, one has to do the verification in segments. Such a verification of Figure 1, which was performed using a completely independent code (Viswanath 2007), and the applicability of shadowing theorems about numerical trajectories (Palmer 2000) leave little doubt that the computed heteroclinic connections are real.

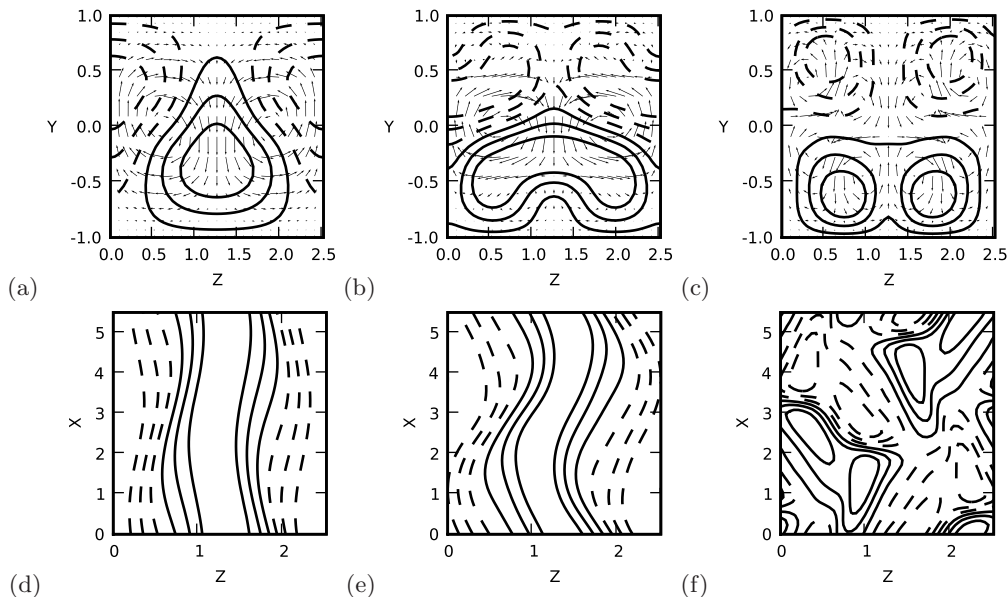


FIGURE 2. (a), (b), (c) correspond to EQ_1 , EQ_4 , EQ_5 , while (d), (e), (f) correspond to EQ_1 , EQ_3 , EQ_5 , respectively (there is very little difference in the plots for EQ_3 and EQ_4). The quiver plots in the top row show the streamwise averaged velocity components v and w in the y, z plane. The six contour lines of the streamwise averaged u component (with the laminar flow subtracted) are equispaced in $(u_{max}, -u_{max})$, with u_{max} being 0.44, 0.27 and 0.45 for EQ_1 , EQ_4 and EQ_5 , respectively, and with the negative lines being dashed. The bottom plots show six contour lines of u in the section $y = 0$. The contour lines are equispaced in $(u_{max}, -u_{max})$, with u_{max} being 0.33, 0.22 and 0.18 for EQ_1 , EQ_3 and EQ_5 , respectively, and with the negative lines being dashed.

3. Heteroclinic connections at $Re = 400$

The top plots of Figure 2 show the correlation between the rolls and the position of the streaks. The EQ_1 equilibrium has a single pair of counter-rotating rolls with centers in the $y = 0$ midplane; EQ_4 has a strong pair of rolls in a similar position. These rolls distort the mean flow and thus explain the position of the streaks in Figures 2a and b (Kerswell 2005). EQ_4 has two additional pairs of much weaker rolls near the top and bottom walls, barely visible in the quiver plot 2b but responsible for the additional spanwise variation of the u contours near the walls. EQ_5 has four counter-rotating pairs of equal strength confined to the top and bottom halves of the flow. From Figure 2f, we see that the mid-plane flow is not at all streaky for EQ_5 .

Figure 3 illustrates the manner in which the rolls change in form along the heteroclinic connection from EQ_5 to EQ_1 . From Figure 1c, it is evident that for $t \in [75, 125]$ the computed heteroclinic connection does not follow the linearized dynamics around its initial or final equilibrium. Figure 3 confirms that the rolls change in form within that interval. While the coexistence of rolls and streaks in turbulent boundary layers is well known (Kim *et al.* 1971), the sort of coalescence of rolls that is observed in Figure 3 is a new type of behavior.

The significance of the heteroclinic connections is that they give a global picture of the dynamics, a picture that cannot be inferred from equilibria alone. To visualize global dynamics, it is essential to depict the equilibria and the heteroclinic connections between them in state space. The state space of plane Couette flow is infinite dimensional, and in the spatial discretization used for computing the heteroclinic connections, it is more

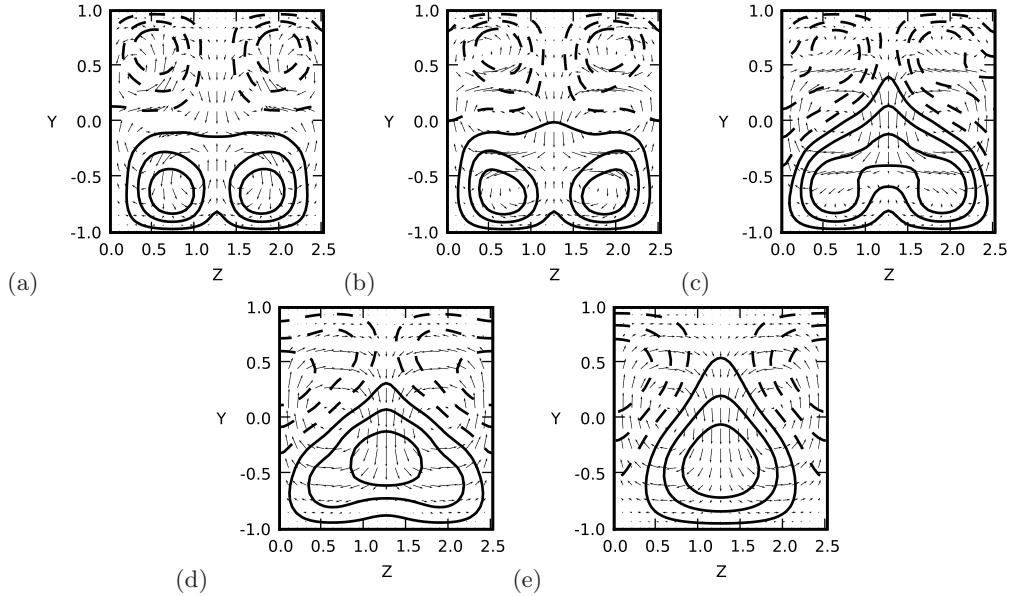


FIGURE 3. (a), (b), (c), (d), (e) are plots of the velocity field at $t = 50$, $t = 75$, $t = 90$, $t = 100$, and $t = 150$, respectively, of the computed heteroclinic connection from EQ_5 to EQ_1 of Figure 1c. The plots are similar to the ones in the top row of Figure 2, with values of u_{max} being 0.48, 0.44, 0.36, 0.46 and 0.53, respectively.

than 6×10^4 , which is still much too large. Figure 4 uses a 3-dimensional projection of points in that state space, which was introduced by Gibson *et al.* (2008b), to depict the equilibria and the known connections between them.

Before explaining the projections used in Figure 4, we discuss why that figure can be considered a good visualization of the known heteroclinic connections of plane Couette flow at $Re = 400$. It is typical to use projections to construct low dimensional models and these models are considered reasonable if they capture 90% of the energy in the underlying flow, for instance. Such models use many more dimensions than just three axes, which is all that can be used in a depiction such as Figure 4. In addition, if the projected velocity field has 90% of the energy, its normwise relative error can be as high as 30%. For these reasons, we do not use the amount of energy retained by the projection to judge the quality of depictions such as Figure 4.

Instead, we adopt a more geometric point of view. At any point on a space curve in R^3 , one may define the tangent vector and the 2-dimensional plane of vectors normal to the tangent. It is well-known that the projection of the curve to that normal plane gives an equation of the form $x_3^2 = Cx_2^3$ (Widder 1961), where x_2 and x_3 are the two axes of the normal plane. Evidently, the projection to the normal plane has a cusp or a sharp corner.

In plots such as the one in Figure 4, we project the velocity field onto a fixed 3-dimensional plane. The occurrence of cusps or sharp corners in such a projection is a definite indication that the trajectory is orthogonal to the plane of projection, just as for space curves. To see that, we will assume for simplicity that the plane of projection is 2-dimensional, and corresponds to the first two coordinates of an infinite dimensional representation (x_1, x_2, x_3, \dots) , where the coordinate directions are orthogonal to each other. If a trajectory of the Navier-Stokes equation is indeed orthogonal to the plane of

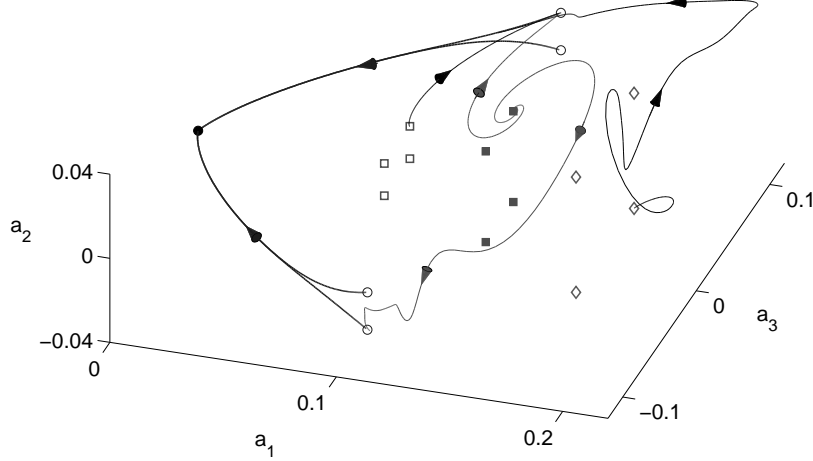


FIGURE 4. A state-space portrait of heteroclinic connections at $Re = 400$ from EQ_3 , EQ_4 , and EQ_5 to EQ_1 , from EQ_4 to $\tau_{xz}EQ_1$, and from EQ_1 and its half-shift images to the laminar solution EQ_0 at the origin. Arrows mark the direction of the flow along each heteroclinic connection. The equilibria and their images under half-shifts τ_x , τ_z and τ_{xz} are denoted by symbols EQ_0 •, EQ_1 ○, EQ_3 □, EQ_4 ■, and EQ_5 ◇. The axes a_i of the projection are explained in the text.

projection at $t = 0$, we will have

$$x_1 = a_1 + c_1 t^2 + d_1 t^3 + \dots \quad \text{and} \quad x_2 = a_2 + c_2 t^2 + d_2 t^3 + \dots$$

To see that the projection will have a cusp, center it at (a_1, a_2) and use $y = c_2(x_1 - a_1) - c_1(x_2 - a_2)$ as one of the coordinate axes, with $x = c_1(x_1 - a_1) + c_2(x_2 - a_2)$ being the axis orthogonal to it. A simple calculation shows that the projected curve is of the form $y^2 = Cx^3$. Thus a cusp or a sharp corner will be noticeable at (a_1, a_2) in the original plane of projection.

In Figure 4, we see that the heteroclinic connections can be wavy but do not have cusps. We can conclude that the heteroclinic connections are at no instant in time normal to the plane of projection. It is significant that the same projection gives a good depiction of all the heteroclinic connections into EQ_1 and the heteroclinic connection from EQ_1 to the laminar solution, which is shown as a thick line.

To explain the projection axes a_i in Figure 4, we define τ_x and τ_z as follows:

$$\begin{aligned} \tau_x[u, v, w](x, y, z) &= [u, v, w](x + L_x/2, y, z), \\ \tau_z[u, v, w](x, y, z) &= [u, v, w](x, y, z + L_z/2), \end{aligned}$$

where L_x and L_z are the periods of the computational box along x and z . In addition, $\tau_{xz} = \tau_x \tau_z$. For each equilibrium that is in the S -invariant subspace (2.1), one may apply τ_x , τ_z , and τ_{xz} to get three other equilibria that lie in the S -invariant subspace. In the same manner, one may use each computed heteroclinic connection to get three others. Only a single copy of each is shown in Figure 4.

Let $\hat{\mathbf{u}}_2$ be the velocity field of the upper-branch solution EQ_2 , with the laminar velocity

EQ	$I = D$	E	E_{roll}/E	$d(W^u)$	$d(W_S^u)$	λ_0
EQ ₀	1	1	0	0	0	-0.010966
EQ ₁	1.710086	0.722516	0.002526	3	1	0.02524949
EQ ₂	2.076045	0.634025	0.006357	4	2	0.0441718

TABLE 2. The columns have the same meaning as in Table 1, but with the equilibria computed at $Re = 225$.

field subtracted. If \mathbf{e}_i are defined by

$$\begin{aligned}\mathbf{e}_1 &= c_1(1 + \tau_x + \tau_z + \tau_{xz})\hat{\mathbf{u}}_2 \\ \mathbf{e}_2 &= c_2(1 + \tau_x - \tau_z - \tau_{xz})\hat{\mathbf{u}}_2 \\ \mathbf{e}_3 &= c_3(1 - \tau_x + \tau_z - \tau_{xz})\hat{\mathbf{u}}_2 \\ \mathbf{e}_4 &= c_4(1 - \tau_x - \tau_z + \tau_{xz})\hat{\mathbf{u}}_2,\end{aligned}$$

with c_i being normalizing constants, the \mathbf{e}_i form an orthonormal set (Gibson *et al.* 2008*b*). For a given velocity field of plane Couette flow, the a_i are obtained by subtracting the laminar flow from the velocity field and then taking the inner product with \mathbf{e}_i , where $i = 1, 2, 3, 4$.

The use of the upper branch equilibrium EQ₂ to define \mathbf{e}_i and a_i may appear arbitrary and to an extent it is. Heuristically it is a good choice because the computations of Gibson *et al.* (2008*b*) show that the dynamics of plane Couette flow, including turbulent episodes and trajectories that relaminarize quickly, appear to be trapped between the unstable manifolds of EQ₂ and its three images obtained by applying τ_x , τ_z and τ_{xz} and the laminar solution.

4. A heteroclinic connection at $Re = 225$

Table 2 gives data for EQ₀, EQ₁ and EQ₂ at $Re = 225$. By comparing the dimensions of the unstable manifolds and their restrictions to the S -invariant space, we can infer that both EQ₁ and EQ₂ undergo bifurcations as Re is increased from 225 to 400. The dimension of EQ₁'s unstable manifold is just 1. By following that unstable manifold, we found a heteroclinic connection to EQ₂. The upper and lower branch equilibria bifurcate around $Re = 125$ (Nagata 1990; Waleffe 2003).

While the dimension of EQ₁'s unstable manifold in the S -invariant subspace is 1, the codimension of EQ₂'s stable manifold in the same subspace is 2. Based on that consideration alone a heteroclinic connection seems implausible. However, this heteroclinic connection is very likely related to a codimension-2 bifurcation. In such a scenario, the dimensions of the unstable manifold of the initial equilibrium and of the stable manifold of the final equilibrium must be compared only within the center manifold.

Schmiegel (1999) has systematically studied bifurcations of the solutions of plane Couette flow found by Nagata (1990) and Clever & Busse (1997) using a representation with about 1200 modes. He has found heteroclinic connections where the saddle node bifurcation that gives rise to EQ₁ and EQ₂ is followed soon after by a pitchfork bifurcation as Re is increased. The heteroclinic connection reported above is probably of that type. For a heteroclinic cycle in a low dimensional model of plane Couette flow, see (Moehlis *et al.* 2002).

To understand this heteroclinic connection better, it could be useful to think of L_z , the spanwise size of the computational box, as a parameter. In the parameter space with Re and L_z as the axes, the saddle-node bifurcations that give rise to EQ₁ and

EQ_2 will form a curve. There will be another curve that corresponds to the pitchfork or the Hopf bifurcation. At the intersection of those curves, we will have a codimension-2 bifurcation. An advantage of realizing a heteroclinic connection using the normal form of a codimension-2 bifurcation is that we will get a heteroclinic cycle, not just a heteroclinic connection.

5. Conclusion

The unstable but recurrent coherent structures observed in turbulent boundary layers and in transitional flows are an aspect of turbulent flows. Invariant sets capture some features of these coherent structures and their dynamics. While the notion of coherent structures varies with the means used to identify them, the notion of invariant sets is much more precise. Compact but linearly unstable invariant sets in state space (such as equilibria, traveling waves, periodic orbits, partially hyperbolic tori) are exact solutions of the Navier-Stokes equation which correspond to sustained motions of the fluid.

As a turbulent flow evolves, every so often we catch a glimpse of a familiar pattern. In some instances, turbulent dynamics visualized in state space appears pieced together from close visitations of equilibria connected by transient interludes. These turbulent interludes themselves reflect close passes to other invariant sets in state space, such as unstable periodic orbits. Such an approach to turbulence based on a repertoire of recurrent spatio-temporal patterns, which would be periodic or relative periodic orbits in state space, was proposed by Christiansen *et al.* (1997) as an implementation of Hopf (1948)'s view that turbulent flows are ergodic trajectories in state space. A similar approach has been suggested by Narasimha (1989), who refers to these patterns as molecules of turbulence.

The heteroclinic orbits that we present here could be the initial steps in charting an atlas of the dynamics of plane Couette flow; close passages to equilibria could be identified with nodes of Markov graph to give a coarse form of symbolic dynamics, and then these heteroclinic cycles would be directed links connecting nodes of the Markov graph. The lower branch equilibrium EQ_1 , along with the equilibria which connect back to it, appear to form a part of the state space boundary dividing two regions: one laminar the other turbulent. Turbulent trajectories appear to be trapped between that boundary and the unstable manifold of the upper branch equilibrium EQ_2 , as illustrated by Gibson *et al.* (2008b).

The emergence and disappearance of these heteroclinic connections can also be diagnostic. The disappearance of the EQ_1 to EQ_2 connection is reminiscent of other global bifurcations occurring in simpler dynamical systems. For instance, in the Lorenz system a series of such bifurcations occur as the ‘‘Rayleigh’’ number is increased (Jackson 1989). For plane Couette flow, such bifurcations could be useful for marking the onset of turbulence.

Future work in this direction should serve to clarify such points. It is still not entirely clear what happens at the global bifurcations involved in the creation and annihilation of these heteroclinic connections. Furthermore, lists of equilibria and of the heteroclinic connections between them found so far should by no means be considered exhaustive. Further investigation of plane Couette flow as well as other geometries will most likely turn up other dynamically important invariant sets, and more heteroclinic connections between them.

Acknowledgments. The authors thank Y. Duguet and L. van Veen for helpful discussions. D.V. was partly supported by NSF grants DMS-0407110 and DMS-0715510. He thanks the mathematics department of the Indian Institute of Science, Bangalore, for its hospitality and support. J.F.G. was partly supported by NSF grant DMS-0807574. P.C., J.F.G. and J.H. thank G. Robinson, Jr. for support. J.H. thanks R. Mainieri and

T. Brown, Institute for Physical Sciences, for partial support. Special thanks to the Georgia Tech Student Union which generously funded our access to the Georgia Tech Public Access Cluster Environment (GT-PACE).

REFERENCES

- ABRAHAM, R. & SHAW, C. 1992 *Dynamics, the Geometry of Behavior*. Addison-Wesley.
- ABSHAGEN, J., LOPEZ, J. M., MARQUES, F. & PFISTER, G. 2004 Mode competition of rotating waves in reflection-symmetric Taylor-Couette flow. *Journal of Fluid Mechanics* **540**, 269–299.
- ABSHAGEN, J., LOPEZ, J. M., MARQUES, F. & PFISTER, G. 2005 Symmetry breaking via global bifurcations of modulated rotating waves in hydrodynamics. *Physical Review Letters* **94**, 074501.
- BOTTIN, S., DAVIAUD, F., MANNEVILLE, P. & DAUCHOT, O. 1998 Discontinuous transition to spatio-temporal intermittency in plane Couette flow. *Europhysics Letters* **43**, 171–176.
- CHRISTIANSEN, F., CVITANOVIĆ, P. & PUTKARADZE, V. 1997 Spatio-temporal chaos in terms of unstable recurrent patterns. *Nonlinearity* **10**, 55–70.
- CLEVER, R. & BUSSE, F. 1997 Tertiary and quaternary solutions for plane Couette flow. *Journal of Fluid Mechanics* **344**, 137–153.
- DAUCHOT, O. & DAVIAUD, F. 1995 Finite amplitude perturbation and spots growth mechanism in plane Couette flow. *Physics of Fluids* **7**, 335–343.
- DUGUET, Y., WILLIS, A. & KERSWELL, R. 2008 Transition in pipe flow: the saddle structure on the boundary of turbulence. *Journal of Fluid Mechanics* **613**, 255–274.
- GIBSON, J. 2007 Channelflow: a spectral Navier-Stokes solver in C++. *Tech. Rep.*. Georgia Institute of Technology, www.channelflow.org.
- GIBSON, J. F., HALCROW, J. & CVITANOVIĆ, P. 2008a Periodic orbits of moderate Re plane Couette flow. To be submitted to *Journal of Fluid Mechanics*.
- GIBSON, J. F., HALCROW, J. & CVITANOVIĆ, P. 2008b Visualizing the geometry of state space in plane Couette flow. *J. Fluid Mech.* **611**, 107–130.
- HALCROW, J. 2008 Geometry of turbulence: An exploration of the state-space of plane Couette flow. PhD thesis, School of Physics, Georgia Inst. of Technology, Atlanta, available at ChaosBook.org/projects/theses.html.
- HALCROW, J., GIBSON, J. F. & CVITANOVIĆ, P. 2008 Equilibrium and traveling-wave solutions of plane Couette flow. Available at www.arxiv.org:0808.3375.
- HOPF, E. 1948 A mathematical example featuring examples of turbulence. *Comm. Appl. Math.* **1**, 303–322.
- JACKSON, E. A. 1989 *Perspectives in Nonlinear Dynamics*. Cambridge: Cambridge University Press.
- KAWAHARA, G. & KIDA, S. 2001 Periodic motion embedded in plane Couette turbulence: regeneration cycle and burst. *Journal of Fluid Mechanics* **449**, 291–300.
- KERSWELL, R. 2005 Recent progress in understanding the transition to turbulence in a pipe. *Nonlinearity* **18**, R17–R44.
- KERSWELL, R. & TUTTY, O. 2007 Recurrence of travelling waves in transitional pipe flow. *Journal of Fluid Mechanics* **584**, 69–102.
- KEVREKIDIS, G., NICOLAENKO, B. & SCOVEL, J. 1990 Back in the saddle again: a computer assisted study of the Kuramoto-Sivashinsky equation. *SIAM Journal on Applied Mathematics* **50**, 760–790.
- KIM, H., KLINE, S. & REYNOLDS, W. 1971 The production of turbulence near a smooth wall in a turbulent boundary layer. *Journal of Fluid Mechanics* **50**, 133–160.
- KREISS, G., LUNDBLADH, A. & HENNINGSON, D. 1994 Bounds for threshold amplitudes in subcritical shear flows. *Journal of Fluid Mechanics* **270**, 175–198.
- KUZNETSOV, Y. 1998 *Elements of Applied Bifurcation Theory*, 2nd edn. Berlin: Springer.
- MOEHLIS, J., SMITH, T., HOLMES, P. & FAISST, H. 2002 Models for turbulent plane Couette flow using the proper orthogonal decomposition. *Physics of Fluids* **14**, 2493–2507.
- NAGATA, M. 1990 Three dimensional finite amplitude solutions in plane Couette flow: bifurcation from infinity. *Journal of Fluid Mechanics* **217**, 519–527.

- NAGATA, M. 1997 Three-dimensional traveling-wave solutions in plane Couette flow. *Physical Review E* **55**, 2023–2025.
- NARASIMHA, R. 1989 The utility and drawbacks of traditional approaches. In *Whither Turbulence? Turbulence at the Cross-Road* (ed. J. Lumley), pp. 13–48. Berlin: Springer-Verlag.
- PALMER, K. 2000 *Shadowing in Dynamical Systems*. Berlin: Springer.
- SCHMIEGEL, A. 1999 Transition to turbulence in linearly stable shear flows. PhD thesis, Philipps-Universität Marburg.
- SCHMIEGEL, T. & ECKHARDT, B. 1997 Fractal stability border in plane Couette flow. *Physical Review Letters* **79**, 5250.
- SCHNEIDER, T., ECKHARDT, B. & VOLLMER, J. 2007 Statistical analysis of coherent structures in transitional pipe flow. *Physical Review E* **75** (066313).
- SCHUMACHER, J. & ECKHARDT, B. 2001 Evolution of turbulent spots in a parallel shear flow. *Physical Review E* **63**, 046307.
- SMALE, S. 1967 Differentiable dynamical systems. *Bulletin of the American Mathematical Society* **73**, 747–817.
- TILLMARK, N. 1995 On the spreading mechanisms of a turbulent spot in plane Couette flow. *Europhysics Letters* **32**, 481–485.
- TOH, S. & ITANO, T. 2003 A periodic-like solution in channel flow. *Journal of Fluid Mechanics* **481**, 67–76.
- VISWANATH, D. 2007 Recurrent motions within plane Couette turbulence. *Journal of Fluid Mechanics* **580**, 339–358.
- VISWANATH, D. 2008 The critical layer in pipe flow at high Re . *Philosophical Transactions of the Royal Society A* To appear.
- WALEFFE, F. 1997 On a self-sustaining process in shear flows. *Physics of Fluids* **9**, 883–900.
- WALEFFE, F. 1998 Three-dimensional coherent states in plane shear flows. *Physical Review Letters* **81**, 4140–4143.
- WALEFFE, F. 2003 Homotopy of exact coherent structures in plane shear flows. *Physics of Fluids* **15**, 1517–1534.
- WIDDER, D. 1961 *Advanced Calculus*, 2nd edn. Prentice-Hall.